



# AYS MULTICULTURAL ARTS & PEOPLE

## WORLD CARNEVALE: Make a Courir de Mardi Gras Screen Mask

The Courir de Mardi Gras is celebrated by the Cajun people of rural Louisiana. Screen masks are intended to conceal the identities of the riders on the "Mardi Gras Run"

Bands of masked and costumed horseback riders roam the country side "begging" for ingredients for their communal gumbo.

The costumes are traditional, colorful smocks and trousers decorated with patches and fringe. The masks, costumes and cone hats continue the tradition of poking fun at the noble class.



### MATERIALS

- Decorative material: markers, sequins, glitter glue , etc
- Elastic string
- Craft knife / Scissors
- Tape / Glue stick / School glue

### DIRECTIONS

1. Choose a mask and decorate.
2. Remove eye holes with a craft knife. **\*ADULT NEEDED**
3. Cut out the Side Tabs and make a hole on each tab. Attach tabs to sides of mask along on the eye line. If the tab slips or pulls apart reinforce with a staple.
4. Cut two equal lengths of elastic string and tie through the side tabs.

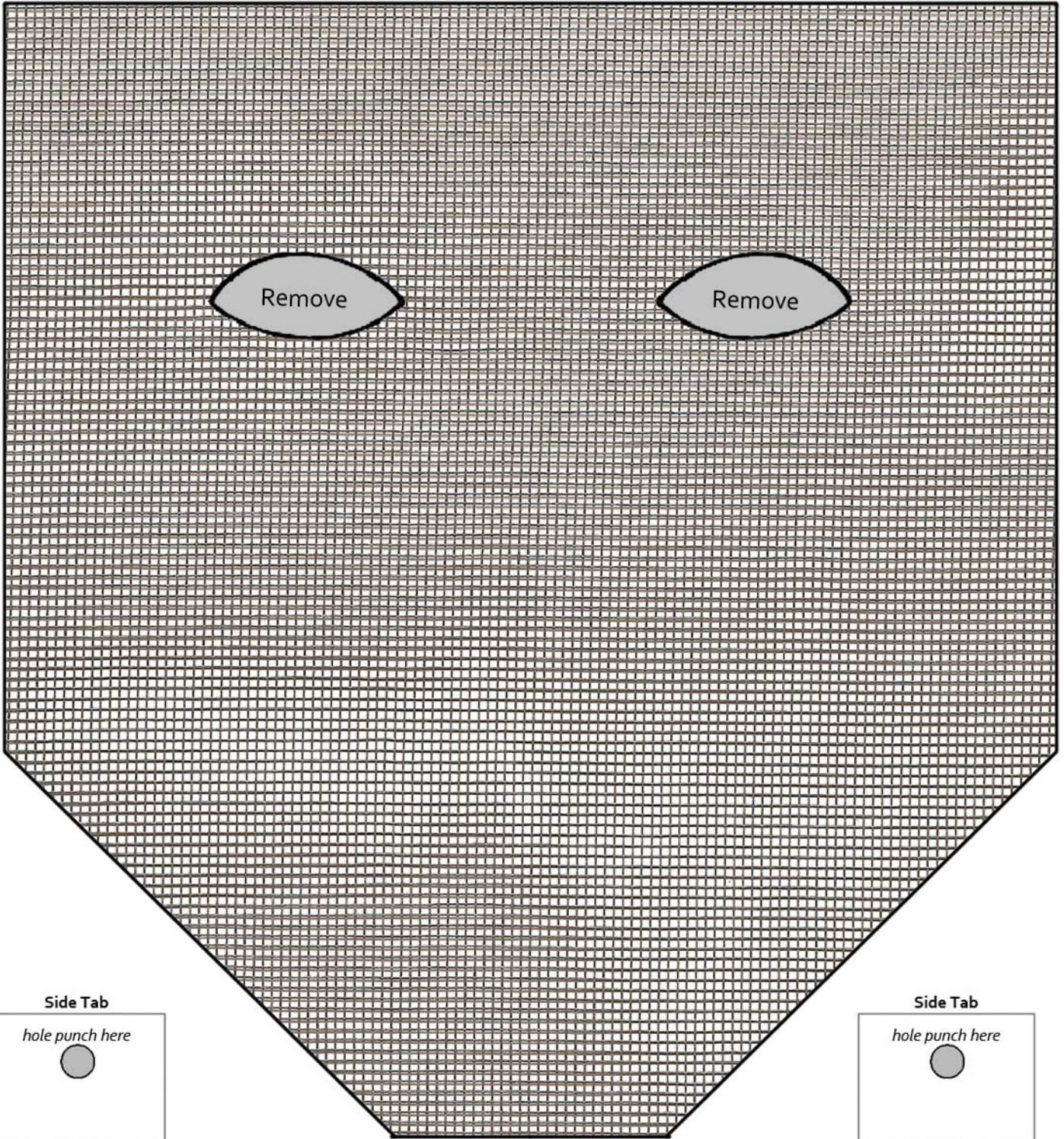
### TIPS


1. For a sturdy mask print the template on heavy paper like coverstock or cardstock.


### Courir de Mardi Gras Masks from Louisiana



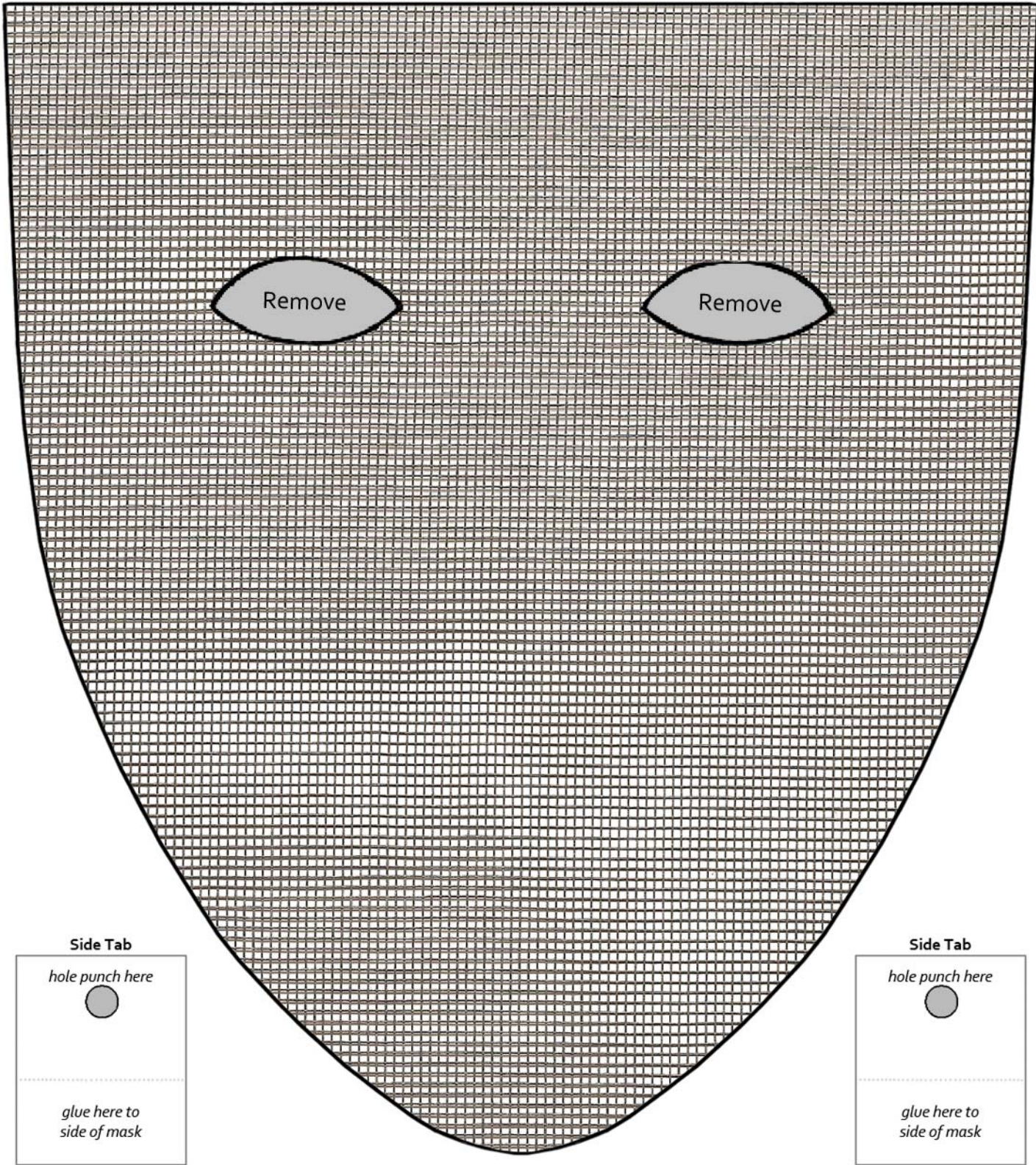
Courir de Mardi Gras Mask



**Side Tab**  
*hole punch here*  
  
-----  
*glue here to side of mask*

**Side Tab**  
*hole punch here*  
  
-----  
*glue here to side of mask*

Courir de Mardi Gras Mask



Remove

Remove

Side Tab

hole punch here



glue here to  
side of mask

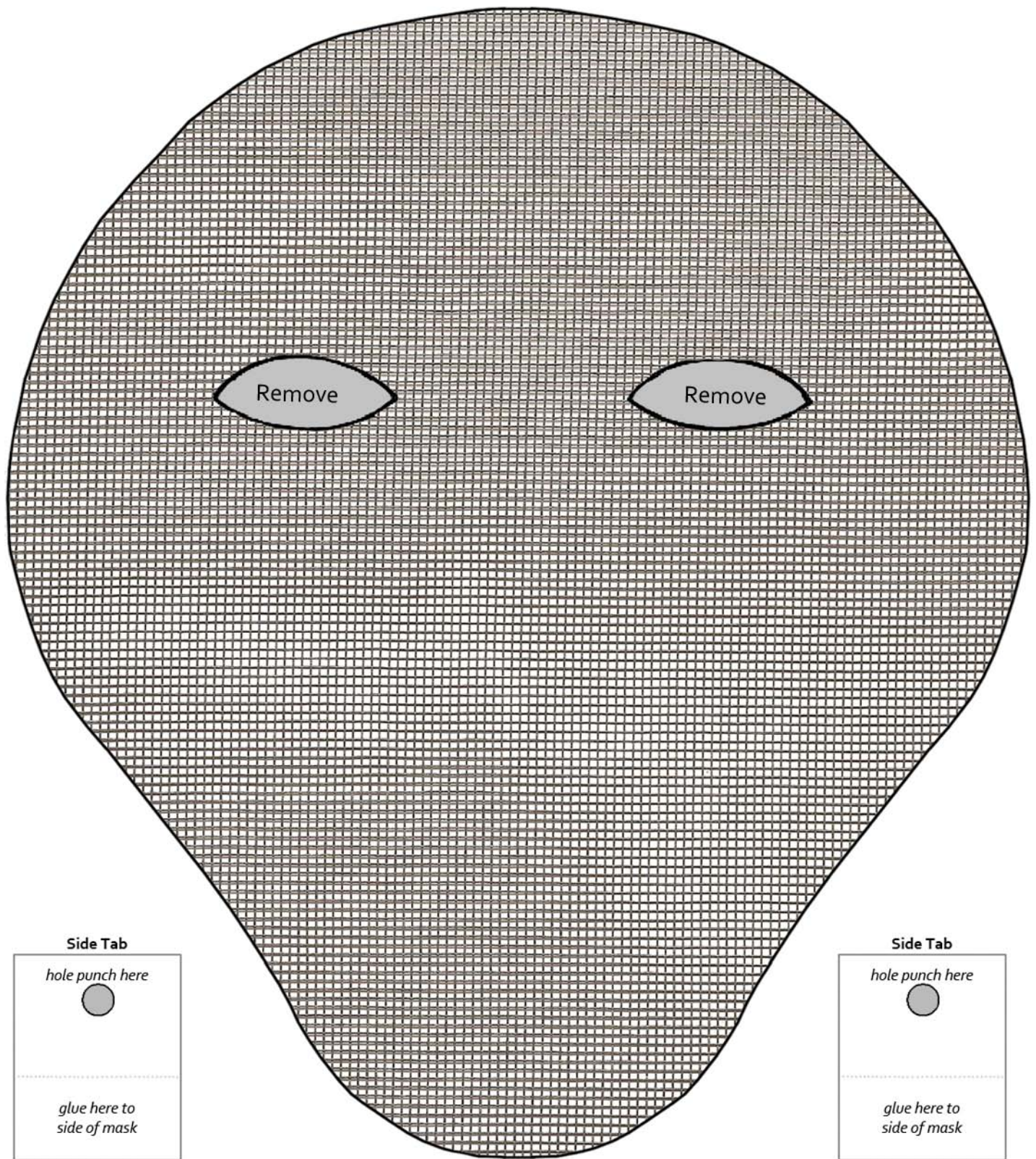
Side Tab

hole punch here



glue here to  
side of mask

Courir de Mardi Gras Mask



Remove

Remove

**Side Tab**  
*hole punch here*  
●  
-----  
*glue here to  
side of mask*

**Side Tab**  
*hole punch here*  
●  
-----  
*glue here to  
side of mask*