

21<sup>st</sup> Century Community Learning Centers  
Year-End Evaluation Report, 2023-2024

AYS, Inc.

# Clarence Farrington School 61

Prepared by:



Mindy Hightower King, Ph.D  
Danielle Sovinski, MPH

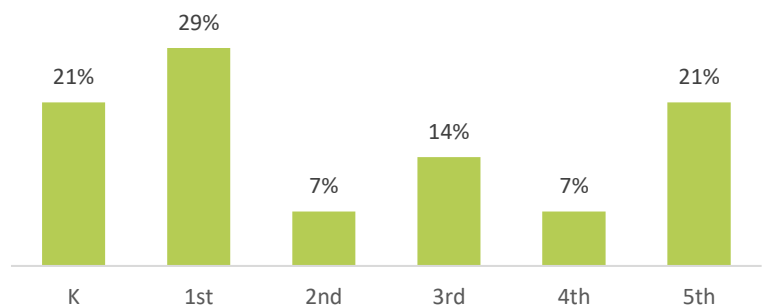
# Clarence Farrington School 61

## Site At-a-Glance

Proposed # of RAPs attending 45+ days	Actual Number of RAPs Served
24	14

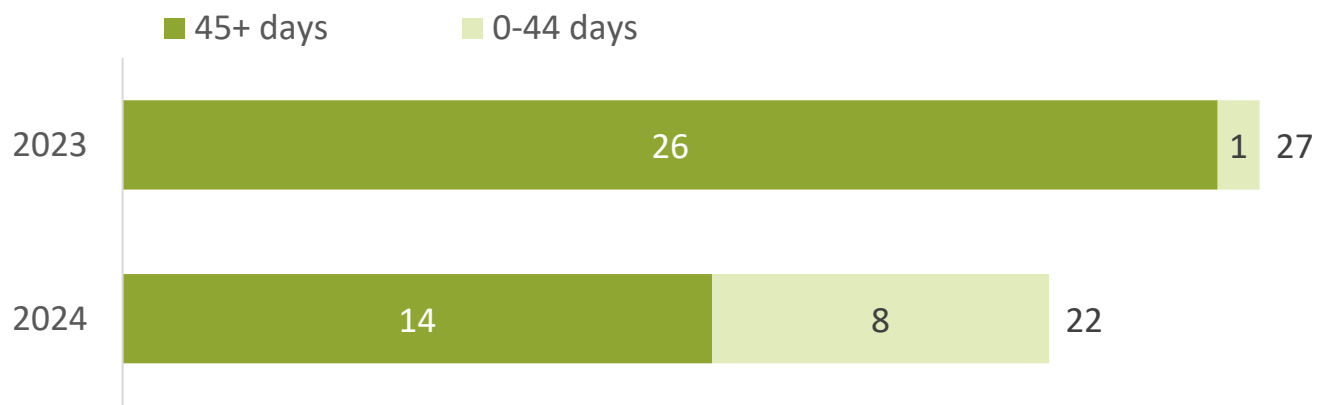
## GRADE LEVEL OF PARTICIPATING STUDENTS

Among students attending 45+ days in 2023-2024



## ATTENDANCE

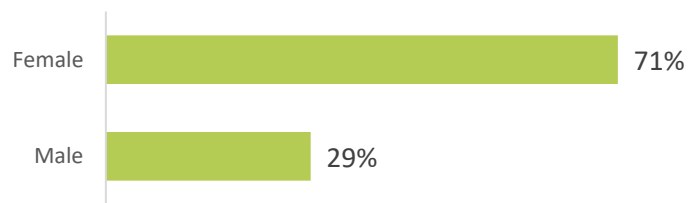
During the 2023-2024 school year, the program served 14 students for 45+ days, lower than the RAP goal of 24 students.



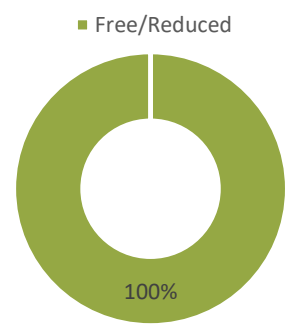
## DEMOGRAPHIC CHARACTERISTICS

Of students attending 45+ days in 2023-2024

### Gender



### Eligibility for Free/Reduced Lunch



# Clarence Farrington School 61

## 2023-2024 Site Outcomes

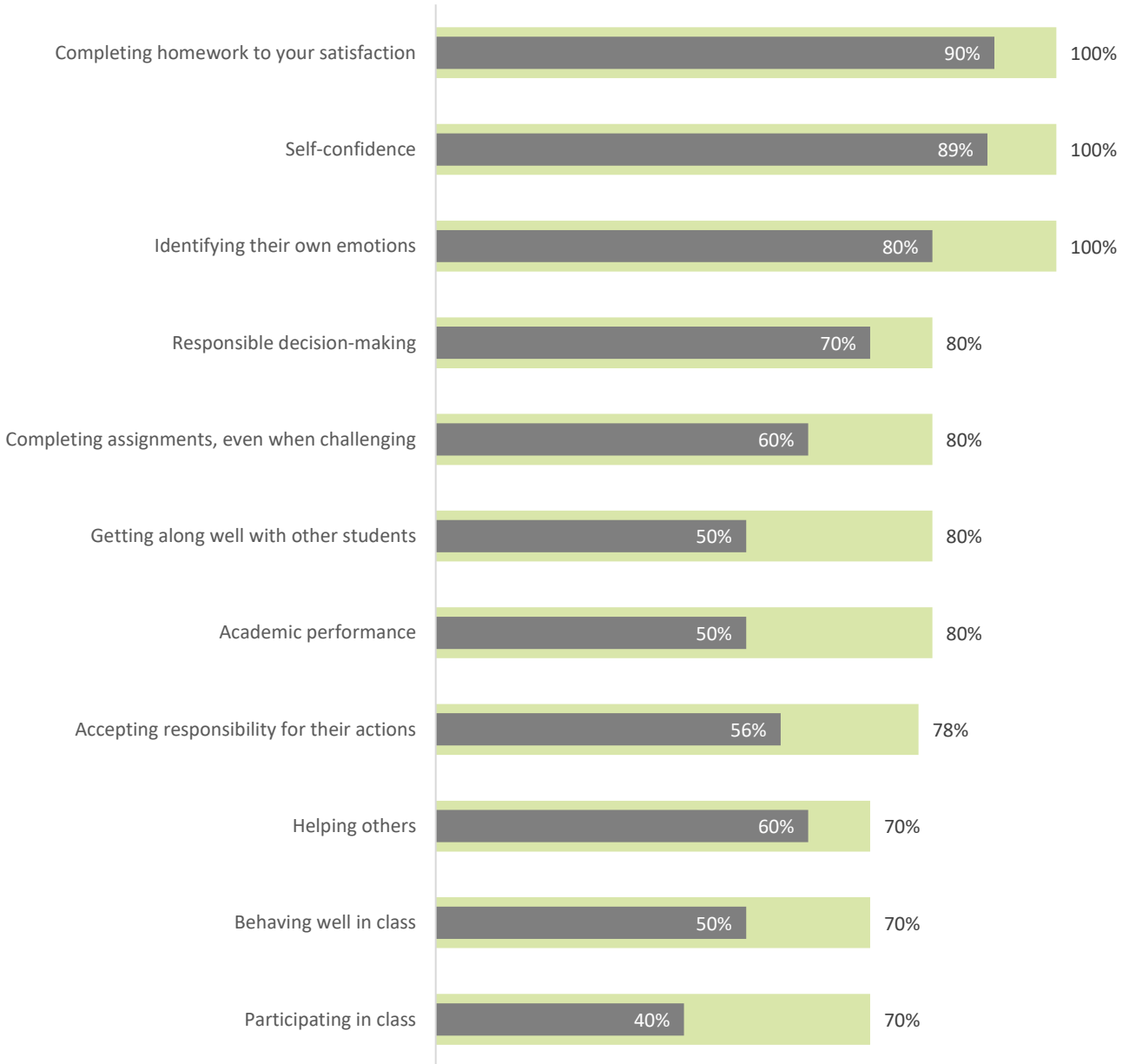
Academic Outcomes		
60%	of students in 1st-6th grade will earn a B or Better or increase their ELA grade from fall to spring	70%
60%	of students in 1st-6th grade will earn a B or Better or increase their math grade from fall to spring	50%
60%	of KG students will earn a mark of 'S' or Better or increase their math grade from fall to spring	100%
60%	of KG students will earn a mark of 'S' or Better or increase their ELA grade from fall to spring	100%
60%	of K-6th grade teachers will report that students did not need to improve or improved 'completing homework to the teacher's satisfaction'	90%
60%	of K-6th grade regular participants will show an increase in enjoyment towards reading on their own and/or confidence reading for class assignments	Data Not Available
Social/Behavioral Outcomes		
60%	of students will report an increased sense of optimism about their school day	Data Not Available
60%	of K-6th grade teachers will report that students did not need to improve or improved 'helping others'	90%
60%	of students in K-6th grade will show improvement (or did not need to improve) in at least 2 of the SEL items listed on the Student Behavior Survey completed by afterschool staff in spring	Data Not Available
60%	of K-6th grade teachers will report that students did not need to improve or improved 'participating in class'	70%
Family Engagement		
60%	of parents will report an increase in the amount of time that they spend reading with their child in spring	100%
60%	of parents will engage with their child's school by participating in at least one school event each year (parent/teacher conference, helping with a school event)	77%

# Clarence Farrington School 61

## Teacher Ratings of Student's Classroom Behaviors

Teacher survey data were available for 71% (n=10) of regularly participating students.

■ % of Students who Needed Improvement    ■ % of Students who Improved



# Clarence Farrington School 61

## Performance Measure Progress

NOTE: Performance measure data include students who attended 45+ days.

Outcome Target Achieved

Academic Outcomes		2023	2024	2025	2026
60%	of students in 1st-6th grade will earn a B or Better or increase their ELA grade from fall to spring	--	70%		
60%	of students in 1st-6th grade will earn a B or Better or increase their math grade from fall to spring	--	50%		
60%	of KG students will earn a mark of 'S' or Better or increase their math grade from fall to spring	--	100%		
60%	of KG students will earn a mark of 'S' or Better or increase their ELA grade from fall to spring	--	100%		
60%	of K-6th grade teachers will report that students did not need to improve or improved 'completing homework to the teacher's satisfaction'	86%	90%		
60%	of K-6th grade regular participants will show an increase in enjoyment towards reading on their own and/or confidence reading for class assignments	100%	--		
<b>Social/Behavioral Outcomes</b>					
60%	of students will report an increased sense of optimism about their school day	71%	--		
60%	of K-6th grade teachers will report that students did not need to improve or improved 'helping others'	75%	90%		
60%	of students in K-6th grade will show improvement (or did not need to improve) in at least 2 of the SEL items listed on the Student Behavior Survey completed by afterschool staff in spring	91%	--		
60%	of K-6th grade teachers will report that students did not need to improve or improved 'participating in class'	76%	70%		
<b>Family Engagement</b>					
60%	of parents will report an increase in the amount of time that they spend reading with their child in spring	100%	--		
60%	of parents will engage with their child's school by participating in at least one school event each year (parent/teacher conference, helping with a school event)	77%	--		

-- Data Not Available