

21st Century Community Learning Centers
Year-End Evaluation Report, 2023-2024

AYS, Inc.

Gold Academy

Prepared by:



Mindy Hightower King, Ph.D
Danielle Sovinski, MPH

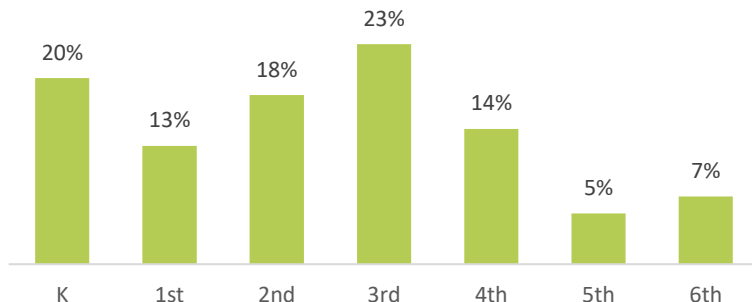
Gold Academy

Site At-a-Glance

Proposed # of RAPs attending 45+ days	Actual Number of RAPs Served
24	56

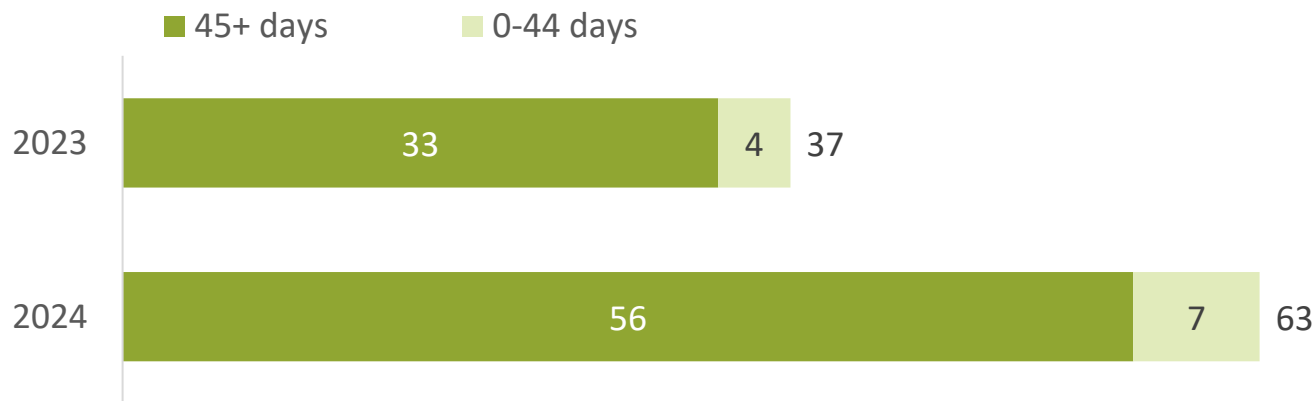
GRADE LEVEL OF PARTICIPATING STUDENTS

Among students attending 45+ days in 2023-2024



ATTENDANCE

During the 2023-2024 school year, the program served 56 students for 45+ days, exceeding the RAP goal of 24 students.



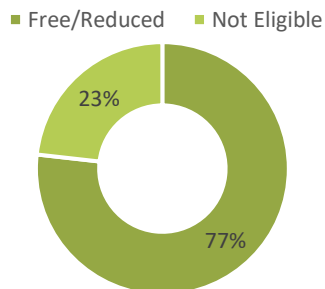
DEMOGRAPHIC CHARACTERISTICS

Of students attending 45+ days in 2023-2024

Gender



Eligibility for Free/Reduced Lunch



Gold Academy

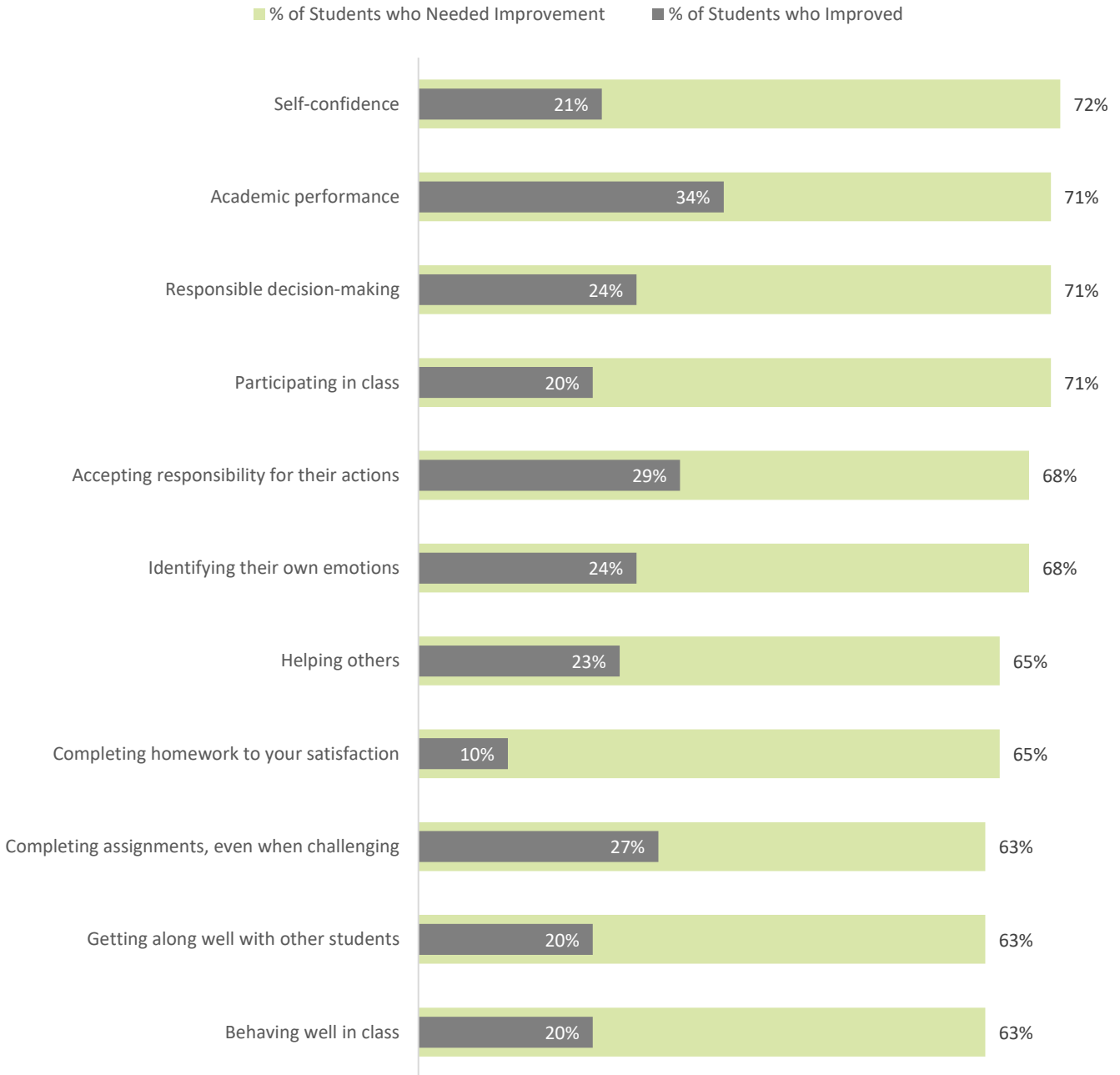
2023-2024 Site Outcomes

Academic Outcomes		
60%	of students in 1st-6th grade will earn a B or Better or increase their ELA grade from fall to spring.	80%
60%	of students in 1st-6th grade will earn a B or Better or increase their math grade from fall to spring.	76%
60%	of 1st-6th grade teachers will report that students did not need to improve or improved 'completing homework to the teacher's satisfaction.'	45%
60%	of 1st-6th grade regular participants will show an increase in enjoyment towards reading on their own and/or confidence reading for class assignments.	88%
Social/Behavioral Outcomes		
60%	of students will report an increased sense of optimism about their school day.	71%
60%	of 1st-6th grade teachers will report that students did not need to improve or improved 'helping others.'	58%
60%	of students in 1st-6th grade will show improvement (or did not need to improve) in at least 2 of the SEL items listed on the Student Behavior Survey completed by afterschool staff in spring	49%
60%	of 1st-6th grade teachers will report that students did not need to improve or improved 'participating in class.'	49%
Family Engagement		
60%	of parents will report an increase in the amount of time that they spend reading with their child in spring.	84%
60%	of parents will engage with their child's school by participating in at least one school event each year (parent/teacher conference, helping with a school event).	92%

Gold Academy

Teacher Ratings of Student's Classroom Behaviors

Teacher survey data were available for 73% (n=41) of regularly participating students.



Gold Academy

Performance Measure Progress

NOTE: Performance measure data include students who attended 45+ days.

Outcome Target Achieved

Academic Outcomes		2023	2024	2025	2026
60%	of students in 1st-6th grade will earn a B or Better or increase their ELA grade from fall to spring.	87%	80%		
60%	of students in 1st-6th grade will earn a B or Better or increase their math grade from fall to spring.	79%	76%		
60%	of 1st-6th grade teachers will report that students did not need to improve or improved 'completing homework to the teacher's satisfaction.'	74%	45%		
60%	of 1st-6th grade regular participants will show an increase in enjoyment towards reading on their own and/or confidence reading for class assignments.	--	88%		
Social/Behavioral Outcomes		2023	2024	2025	2026
60%	of students will report an increased sense of optimism about their school day.	--	71%		
60%	of 1st-6th grade teachers will report that students did not need to improve or improved 'helping others.'	74%	58%		
60%	of students in 1st-6th grade will show improvement (or did not need to improve) in at least 2 of the SEL items listed on the Student Behavior Survey completed by afterschool staff in spring	--	49%		
60%	of 1st-6th grade teachers will report that students did not need to improve or improved 'participating in class.'	63%	49%		
Family Engagement		2023	2024	2025	2026
60%	of parents will report an increase in the amount of time that they spend reading with their child in spring.	--	84%		
60%	of parents will engage with their child's school by participating in at least one school event each year (parent/teacher conference, helping with a school event).	--	92%		

-- Data Not Available

Gold Academy

Family Survey Results

38
Parent Surveys
Collected

How do parents rate the quality and benefits of the afterschool program?

Parent Ratings of Staff and Program Leaders	Agree	Strongly Agree	Agree + Strongly Agree
Staff and program leaders care about my child	39%	61%	100%
Staff and program leaders listen to my concerns	45%	53%	98%
My child enjoys spending time with staff and program leaders	29%	68%	97%
Staff members communicate with me about the program	40%	47%	87%
Staff and program leaders are good role models for my child	45%	50%	95%

Parent-Child Engagement Strategies	Often	Always	Often + Always
Help my child with his/her schoolwork	24%	51%	75%
Confirm that my child has finished his/her homework	22%	51%	73%
Talk with my child about what he/she is learning in school	25%	56%	81%

School Engagement Strategies	Yes
Attended a parent/teacher conference	81%
Met with school day staff or attended PTO meetings	41%
Visited your child’s school or participated in a virtual school event	65%
Helped with a school event during the school day	62%

Parent Benefits	Agree	Strongly Agree	Agree + Strongly Agree
I can spend quality time with my child in the evenings	50%	47%	97%
I communicate more with my child’s teachers or other school staff	50%	32%	82%
I feel more engaged in my child’s education	40%	42%	82%
I spend more time reading with my child at home	47%	37%	84%

Family Survey Results

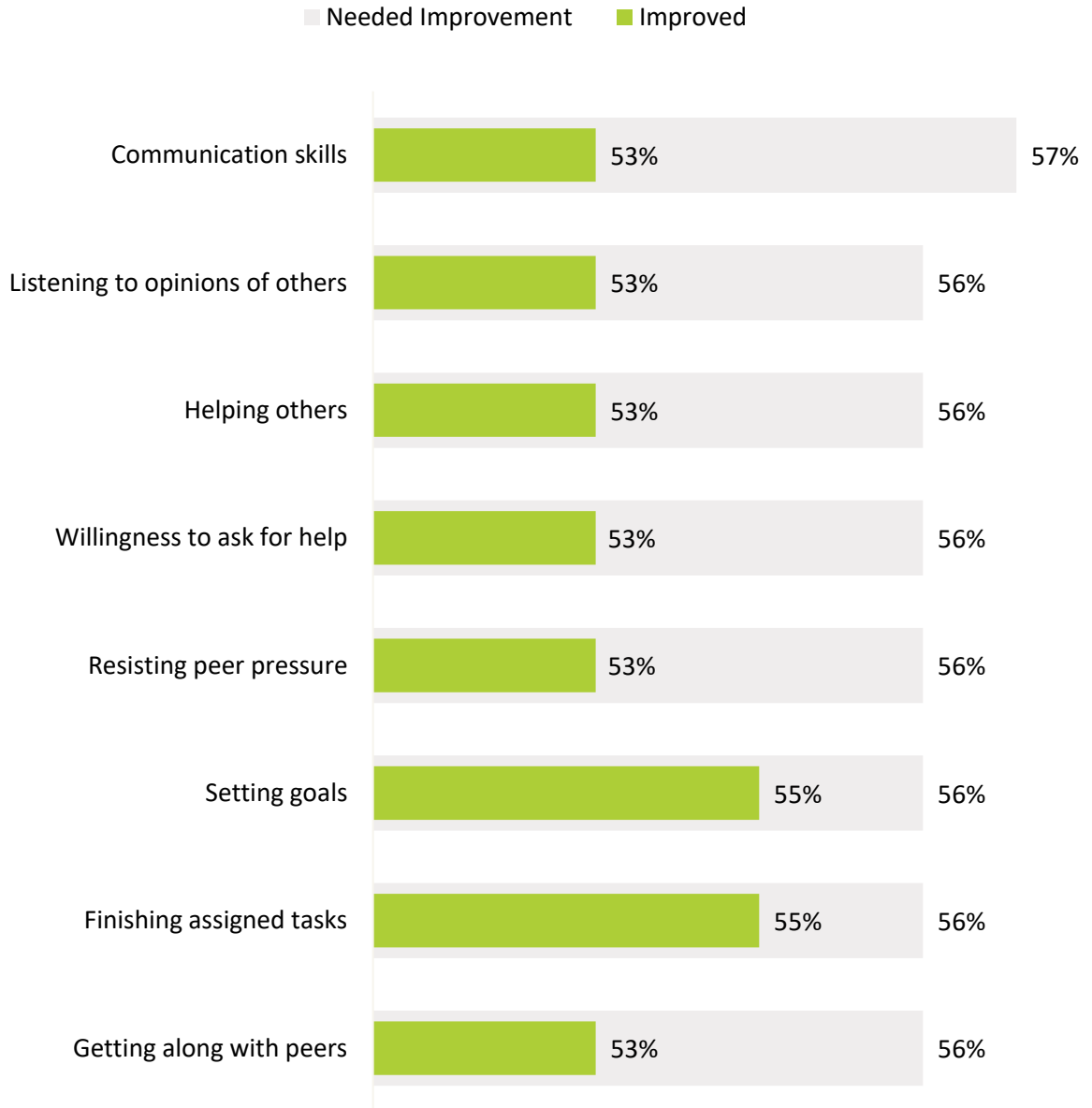
Comments from Parents/Families:

What else could the afterschool program do to support your child and your family?

- Cares about Angelo's well being outside of AYS and talks with him about responsibilities
- Check about homework more often
- Communicate more effectively
- Even if the kids do not have homework make them spend time reading
- Great job. Thank you!!
- Help my child read more.
- I appreciate everyone!
- I feel like the after school program is doing just fine no complaints.
- More information provided or reports sent home weekly/monthly.
- Mr. Quinfen and Ms. Michelle are awesome
- Nothing specifically, I love that they do board games and other alternative crafts or activity than the iPads :)
- Nothing. Everything you guys do is helpful - thanks!
- Open at 6am, school start
- They are great :)
- They do a great job. Thank you all for everything you all do for my girls.

Afterschool Student Behavior Assessment

The afterschool student behavior assessment survey was completed by program staff during Spring 2024. A total of 64 participants were included in the student behavior assessment.



Gold Academy

Student Survey Results (Grades 3+)

How do students in grades 3+ rate the benefits of the program?

36
Surveys
Completed

Students Agree that the Afterschool Program Helped Them...	A Little	A Lot	A Little + A Lot
Work well in groups.	31%	42%	73%
Get along with other students that are different from me.	31%	44%	75%
Make and keep friends.	23%	57%	80%
Make better decisions.	33%	44%	77%
Listen to other students' ideas.	12%	46%	58%
Become a leader.	12%	38%	50%
Get better grades in school.	22%	50%	72%
Stay out of trouble at school.	17%	49%	66%
Get help with homework.	36%	22%	58%
Be happy, even when things are hard.	28%	19%	47%
I like to read.	29%	26%	55%
I think reading is fun.	26%	26%	52%
Reading at school is easy for me.	26%	54%	80%
I think I will be a good reader.	18%	59%	77%
I like going to school.	29%	27%	56%
I like learning new things at school.	20%	46%	66%

Gold Academy

Student Survey Results (Grades 3+)

Student's Favorite Part of the Program

- Craft but we barely do it.
- Crafts
- Exercise/gym/outside
- Food, I love food!
- Friends
- Going home
- Going to the gym
- I get to hang out with my friends
- I like to play with my farm
- Is playing with my friends.
- Nothing
- Outside
- Playground
- Talking to the teens.
- The games and sometimes snack.
- The movie times
- The teachers are nice.
- When the video games come out
- When we do fun things

Students Would Like to Change the Following Things About the Program




- A little more time of freetime
- Better crafts
- Better snacks
- Better teachers, that aren't on phones
- Do more craft!!!!
- Do more slime
- Five
- Fun activities please
- Get to know other people
- Go on field trips every Friday!
- Going outside I want to go to the gym
- Have gym and soon as we come
- Help people more
- More balls
- More games
- More watching movies
- Nothing
- People not asking for food
- That we could get the bus fixed.
- The scegel.
- The work
- To have pizza parties more often
- To not be in groups
- We should do more fun things

Gold Academy

Student Survey Results (Grades K-2)

35
Surveys
Completed

How do K-2nd grade students rate the quality and benefits of the program site?

Student Afterschool Program Ratings			
	Not at all	Somewhat	A Lot
How much do you like going to the afterschool program?	14%	14%	71%
How much does the afterschool program help you with your schoolwork?	34%	29%	37%
How much does the afterschool program help you when you are sad?	29%	20%	51%
How much does the afterschool program help you with reading?	29%	23%	49%