

21st Century Community Learning Centers
Year-End Evaluation Report, 2023-2024

AYS, Inc.

Stephen Decatur Elementary

Prepared by:



Mindy Hightower King, Ph.D
Danielle Sovinski, MPH

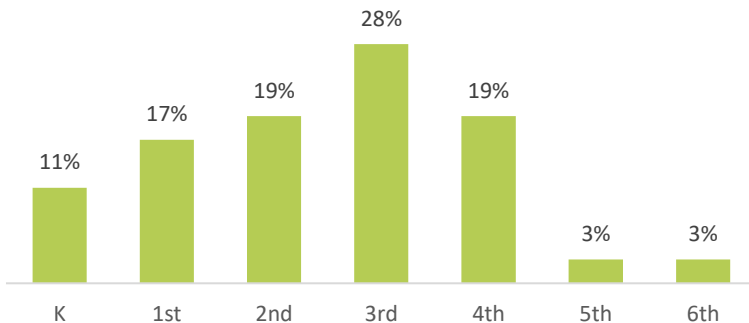
Stephen Decatur Elementary

Site At-a-Glance

Proposed # of RAPs attending 45+ days	Actual Number of RAPs Served
24	36

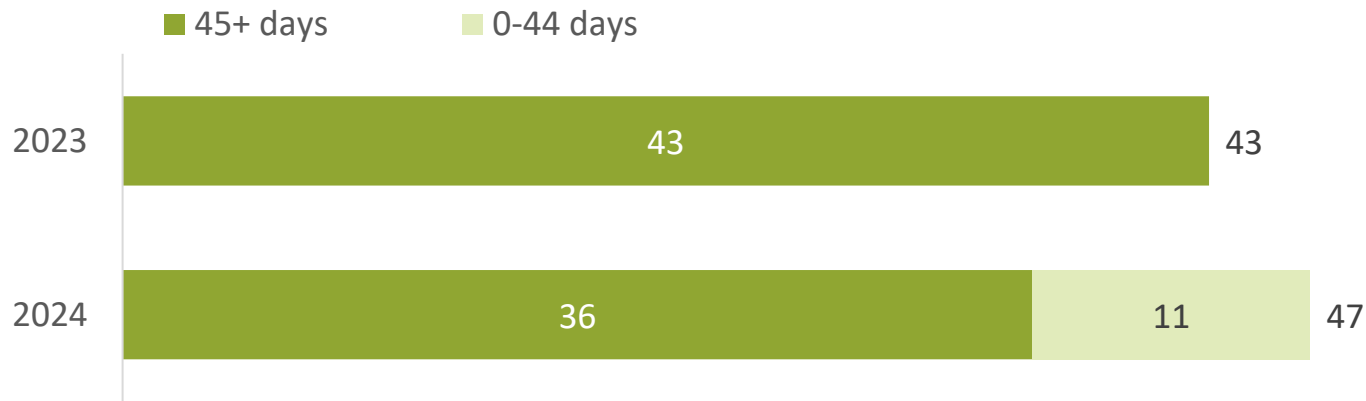
GRADE LEVEL OF PARTICIPATING STUDENTS

Among students attending 45+ days in 2023-2024



ATTENDANCE

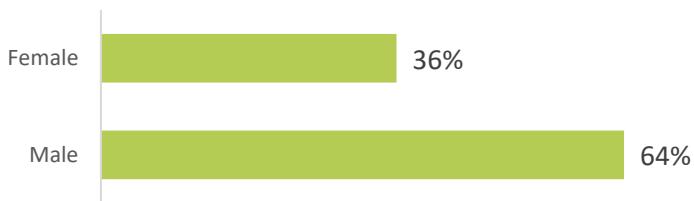
During the 2023-2024 school year, the program served 36 students for 45+ days, exceeding the RAP goal of 24 students.



DEMOGRAPHIC CHARACTERISTICS

Of students attending 45+ days in 2023-2024

Gender



Eligibility for Free/Reduced Lunch



Stephen Decatur Elementary

2023-2024 Site Outcomes

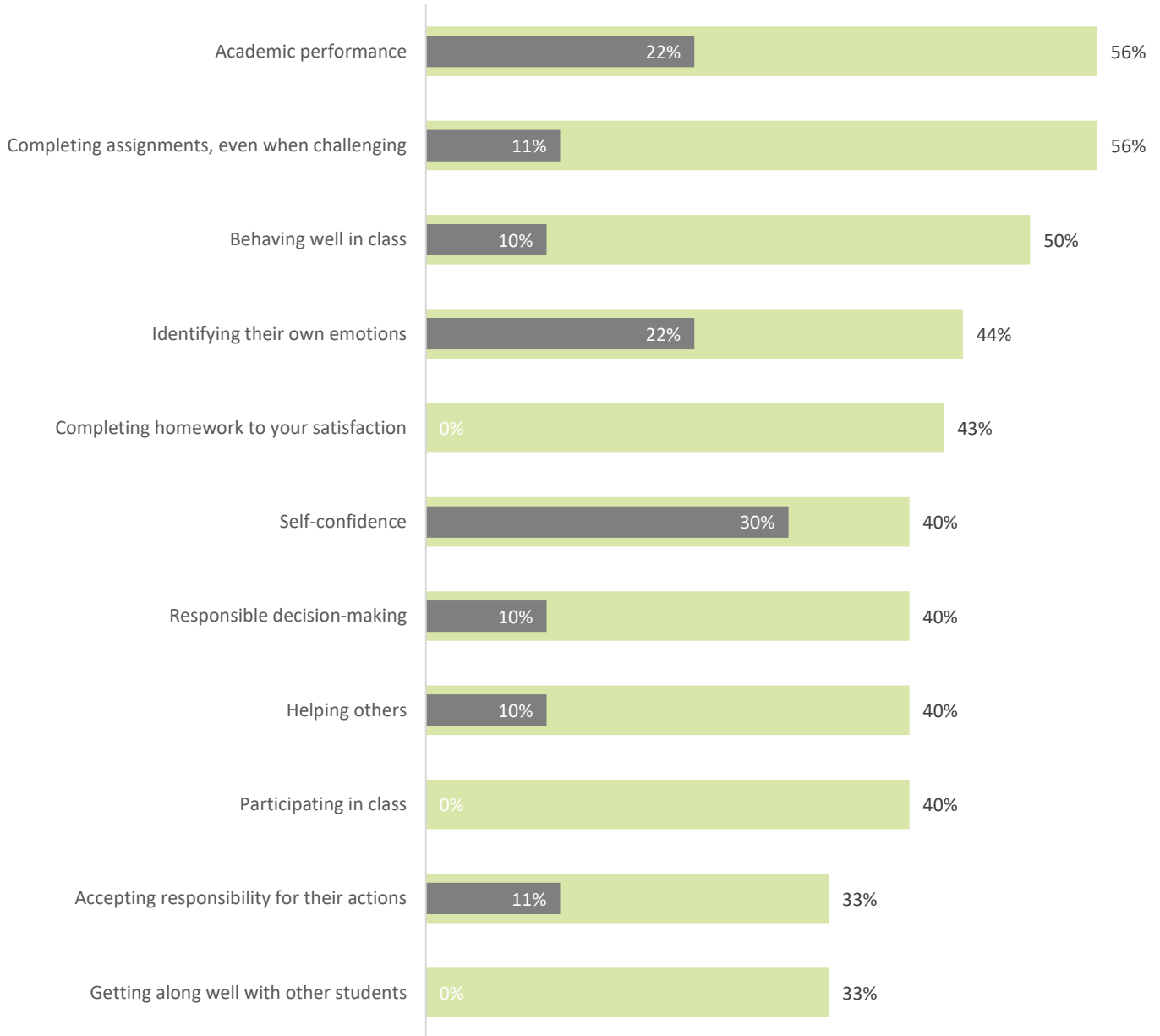
Academic Outcomes		
60%	of students in K-6th grade will earn a B or Better or increase their ELA grade from fall to spring	67%
60%	of students in K-6th grade will earn a B or Better or increase their math grade from fall to spring	74%
60%	of K-6th grade teachers will report that students did not need to improve or improved 'completing homework to the teacher's satisfaction'	57%
60%	of K-6th grade regular participants will show an increase in enjoyment towards reading on their own and/or confidence reading for class assignments	Data Not Available
Social/Behavioral Outcomes		
60%	of students will report an increased sense of optimism about their school day	Data Not Available
60%	of K-6th grade teachers will report that students did not need to improve or improved 'helping others'	70%
60%	of students in K-6th grade will show improvement (or did not need to improve) in at least 2 of the SEL items listed on the Student Behavior Survey completed by afterschool staff in spring	88%
60%	of K-6th grade teachers will report that students did not need to improve or improved 'participating in class'	60%
Family Engagement		
60%	of parents will report an increase in the amount of time that they spend reading with their child in spring	94%
60%	of parents will engage with their child's school by participating in at least one school event each year (parent/teacher conference, helping with a school event)	90%

Stephen Decatur Elementary

Teacher Ratings of Student's Classroom Behaviors

Teacher survey data were available for 28% (n=10) of regularly participating students.

■ % of Students who Needed Improvement ■ % of Students who Improved



Stephen Decatur Elementary

Performance Measure Progress

NOTE: Performance measure data include students who attended 45+ days.

Outcome
Target
Achieved

Academic Outcomes		2023	2024	2025	2026
60%	of students in K-6th grade will earn a B or Better or increase their ELA grade from fall to spring	87%	67%		
60%	of students in K-6th grade will earn a B or Better or increase their math grade from fall to spring	87%	74%		
60%	of K-6th grade teachers will report that students did not need to improve or improved 'completing homework to the teacher's satisfaction'	42%	57%		
60%	of K-6th grade regular participants will show an increase in enjoyment towards reading on their own and/or confidence reading for class assignments	88%	--		
Social/Behavioral Outcomes		2023	2024	2025	2026
60%	of students will report an increased sense of optimism about their school day	80%	--		
60%	of K-6th grade teachers will report that students did not need to improve or improved 'helping others'	65%	70%		
60%	of students in K-6th grade will show improvement (or did not need to improve) in at least 2 of the SEL items listed on the Student Behavior Survey completed by afterschool staff in spring	--	88%		
60%	of K-6th grade teachers will report that students did not need to improve or improved 'participating in class'	57%	60%		
Family Engagement		2023	2024	2025	2026
60%	of parents will report an increase in the amount of time that they spend reading with their child in spring	94%	94%		
60%	of parents will engage with their child's school by participating in at least one school event each year (parent/teacher conference, helping with a school event)	94%	90%		

-- Data Not Available

Stephen Decatur Elementary

Family Survey Results

31
Parent Surveys
Collected

How do parents rate the quality and benefits of the afterschool program?

Parent Ratings of Staff and Program Leaders	Agree	Strongly Agree	Agree + Strongly Agree
Staff and program leaders care about my child	10%	84%	94%
Staff and program leaders listen to my concerns	7%	87%	94%
My child enjoys spending time with staff and program leaders	7%	87%	94%
Staff members communicate with me about the program	7%	87%	94%
Staff and program leaders are good role models for my child	10%	84%	94%

Parent-Child Engagement Strategies	Often	Always	Often + Always
Help my child with his/her schoolwork	30%	63%	93%
Confirm that my child has finished his/her homework	27%	67%	94%
Talk with my child about what he/she is learning in school	19%	77%	96%

School Engagement Strategies	Yes
Attended a parent/teacher conference	81%
Met with school day staff or attended PTO meetings	61%
Visited your child’s school or participated in a virtual school event	73%
Helped with a school event during the school day	55%

Parent Benefits	Agree	Strongly Agree	Agree + Strongly Agree
I can spend quality time with my child in the evenings	26%	74%	100%
I communicate more with my child’s teachers or other school staff	42%	58%	100%
I feel more engaged in my child’s education	29%	71%	100%
I spend more time reading with my child at home	39%	55%	94%

Stephen Decatur Elementary

Family Survey Results

Comments from Parents/Families:

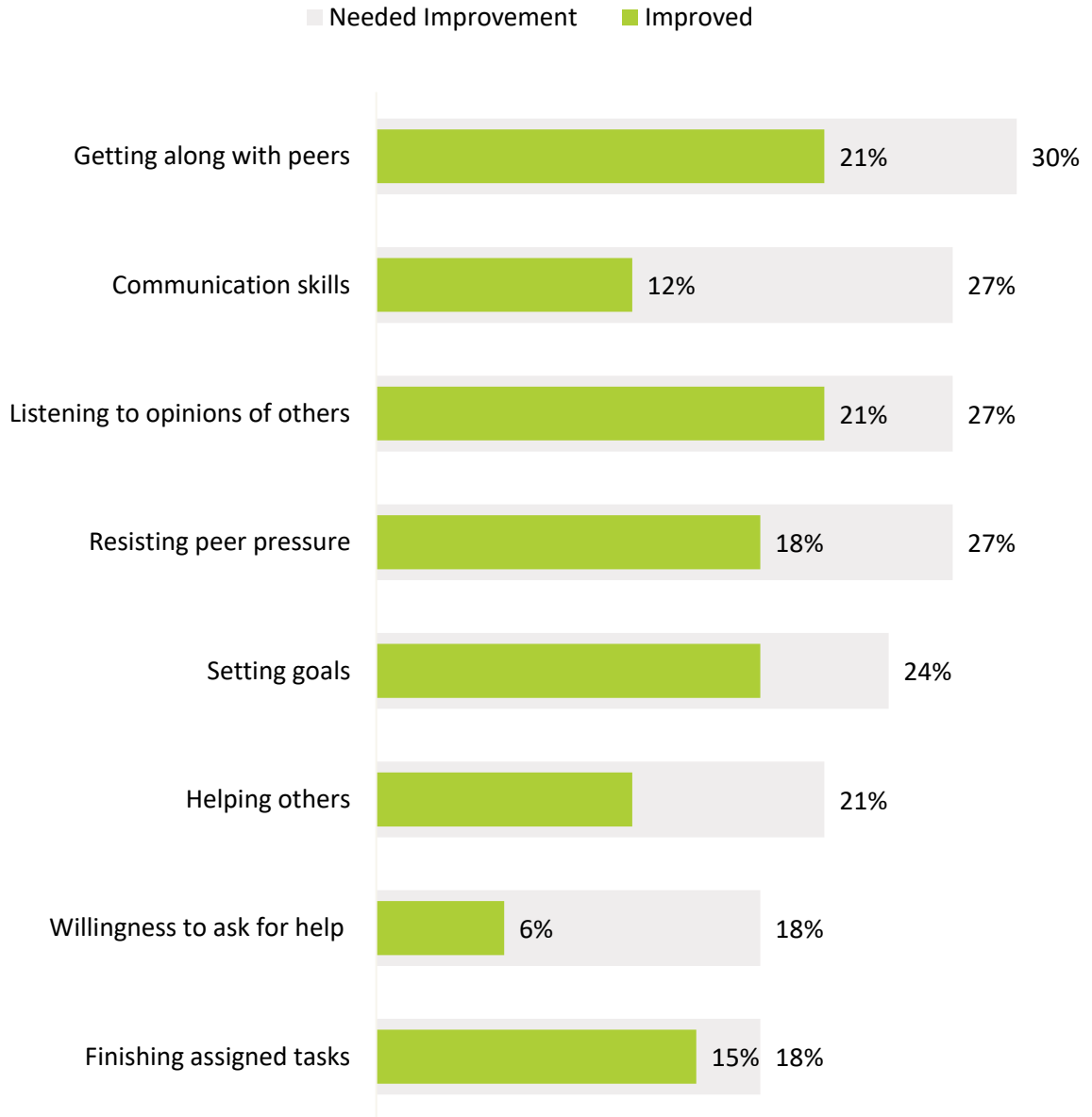
What else could the afterschool program do to support your child and your family?

- I love the workers
- My child loves Miss Gabi
- Nothing they are amazing :)
- Offer more for older kids, brothers/sisters to join program.
- Perfect program love staff
- Quality time together doing miscellaneous activities
- They do a great job.
- They do enough.
- They're perfect
- We are supported well.

Stephen Decatur Elementary

Afterschool Student Behavior Assessment

The afterschool student behavior assessment survey was completed by program staff during Spring 2024. A total of 33 participants were included in the student behavior assessment.






Stephen Decatur Elementary

Student Survey Results (Grades K-2)

How do K-2nd grade students rate the quality and benefits of the program site?

17
Surveys
Completed

Student Afterschool Program Ratings			
	Not at all	Somewhat	A Lot
How much do you like going to the afterschool program?	12%	12%	76%
How much does the afterschool program help you with your schoolwork?	--	25%	75%
How much does the afterschool program help you when you are sad?	12%	12%	75%
How much does the afterschool program help you with reading?	--	24%	76%